



Modern^{HR}

Perfecting the Art of Human Resources

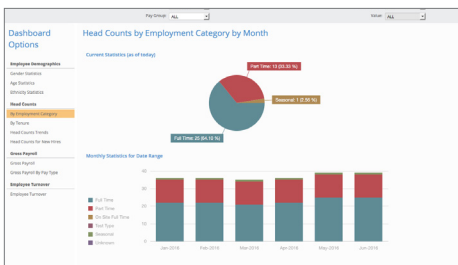
EXECUTIVE DASHBOARD

The Executive Dashboard is designed to provide high-level information and statistics in simple, user-friendly graphs and charts. This format allows executives and supervisors to instantly view data needed in making financial and compliance decisions. Data can also be drilled down by department or filtered by date range, so you can see just what you need in one place.

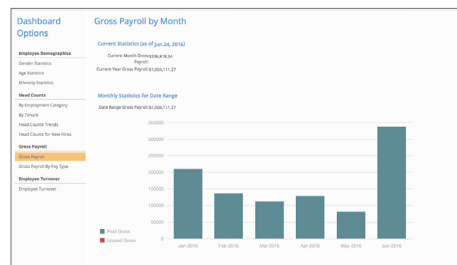


The Dashboard provides visibility into critical workforce intelligence, allowing executives to stay on top of trends and make informed decisions.

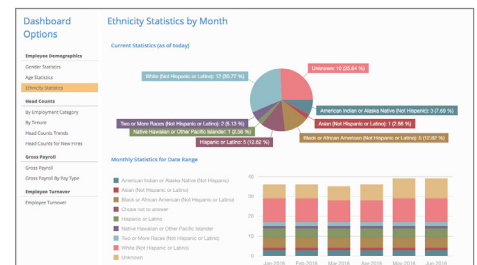
HEADCOUNTS



FINANCIAL SNAPSHOTS



DEMOGRAPHIC ANALYSIS



Instantly view your company's labor trends and metrics without needing to build reports or export data. With iConnect by iSolved, your workforce data can be easily sorted by pay group, location, date range, department, employee type, etc.

Financial Snapshots

Examine your company's Gross Payroll by month, over any length of time. Check for any trends that need correction or to assist with expense forecasting.



Headcounts

Employee Type: Visualize your full-time to part-time employee count instantly and ensure you're not breaking your budget or running into Affordable Care Act compliance issues. Ideal for seasonal companies, those near the threshold of ACA Large Employer designation and large organizations needing to track how their labor dollars are being spent.

Monitor the dollars spent on your company's labor and how it is changing over time.

Analyze overtime, PTO and other pay type trends within your organization, allowing rapid corrections by your supervisors when needed.



Demographic Analysis

Quickly review the gender, age and ethnicity makeup of your organization. Provides a simple check up, and the data you need for compliance reporting.

Tenure: Monitor your employee retention over time and see how well you are retaining your top talent across your organization.

Hiring Trends: Analyze departmental growth, turnover trends, and company growth.